



**SOLA-SKYLIGHTS**  
LIGHT YEARS AHEAD

**The Sola Skylight  
Tubular Daylighting System.**

## Contents

Mission Statement .....	2
Frequently Asked Questions .....	2
Series 3 Sola Skylight introduction .....	3
Specifications of the Series 3 Sola Skylight .....	4
Vari-light Light Control Damper .....	5
Power & Turbo Kit .....	5
Adjust-air .....	5
Electric Light .....	5
Lightwell Skylight .....	6
Energy Efficiency .....	6
Conversion Boxes .....	7
Leadlights .....	7
Product Approvals & Patents .....	8
Warranty Statement .....	8
D.I.Y. Installation .....	8
Company Profile.....	8

## Mission Statement

### Our purpose

.... is to bring daylight into your home or business by providing effective and efficient products that maximise this natural resource.

### Our objective

.... to be leaders in an evolving industry by manufacturing and supplying products that reflect the latest in technology and scientific research.

### Our future

.... to continue to gain knowledge from our worldwide experiences and to offer practical and economical solutions for your day lighting needs.

### Your benefit

.... the product recommended, and service offered to you, by our representatives will reflect all of the above attributes ensuring you get the maximum benefits from the available daylight.

### 1. How much extra light will a skylight give me?

There is no standard answer because of the variables that affect the performance of any skylight. Like time of year, time of day, throat size, length of duct, dome orientation on the roof, room size, wall colours and general decor. Plus general weather & ambient light conditions always effect the end result.

Our many years of experience has taught us that an assessment of these variables, and your needs, is the most effective way that we can ensure that you get the natural light you're looking for. Your Sola Skylights Representative can help you.

### 2. Does heat come through a skylight?

Some heat may want to come through the skylight because heat and light are directly related. Sola Skylights experience indicates there is no appreciable Heat Gain or Loss in normal circumstances. In extreme climates, Sola Skylights can provide an opal or double glazed dome.

### 3. Will my skylight leak?

No. The Sola Skylights products are guaranteed against leaking. A Warranty Card is issued with every skylight, and your installer will guarantee the installation against any leaking.

### 4. What Warranty will my skylight have?

This depends on the particular model purchased. A detailed Warranty Section is located on Page 8 of this catalogue.

### 5. What is the best shape/size for a Skylight?

Round skylights provide more light per unit of area, and one of our representatives can recommend the right size skylight to give the best light for the area of concern in your home. A personal preference for a square ceiling frame can be achieved by using a conversion box. *(For more information on Conversion Boxes see Page 7)*

### 6. How important is the skylight duct?

Very important as it transmits the outside light into your room. Key factors are the open area of the tubing, the length of the tubing, and that the tubing should be "shiny" and, in the case of a Flexi-tube™, quite taunt. The tubing, like the shape and size of a skylight is a major factor in transmitting the most efficient light. *(For more information on Skylight Ducting see Page 4)*

### 7. Does my interior colour scheme affect the performance of my skylight?

Yes it does. Light bright colours will tend to reflect daylight around the room while dark colours will tend to absorb daylight. Adjusting the size or quantity will help to solve this problem.

### 8. Can I turn off daylight/moonlight in a bedroom?

Yes. A Light Control Damper "Vari-light" is available. *(For more information see Page 5)*

### 9. Can I have an electric light in my skylight?

Yes. An Electric Light is available. *(For more information see Page 5)*

### 10. "Flat" or "Dished" diffuser - which one is better?

Curtin University tests show there is no real difference in the way light is spread around your room when using a "flat" or "dished" diffuser. The dished diffuser may look brighter because it protrudes into the room space.

### 11. Can I have ventilation with my skylight?


Yes. The standard Series 3 Sola Skylight has the option of passive ventilation utilising our Interchangeable Vent System. For high performance venting a Turbo or Power Kit is available. *(For more information on Turbo or Power Kits see Page 5)*

### 12. What is the SIA and AS4285?

The SIA is the acronym for the Skylight Industry Association of Australia, the industry group setting standards & quality. AS4285 is the Standards Australia code for skylights. This code sets out the structural requirements for skylights.

CALIDAD Industries Pty Ltd are founding members of the SIA and our products have been tested and passed the requirements of AS4285.

Looking for the SIA Approval Sticker (shown below) is your most reliable guide to proven product quality.





# Series 3 Sola Skylights give you more light...



A Sola Skylight with Flexi-tube™ not only gives you superior light transmission but is also easily installed in under 2 hours.

A Sola Skylight is a compact but effective product and with the highly efficient Flexi-tube, installation in cluttered ceiling spaces is a breeze.

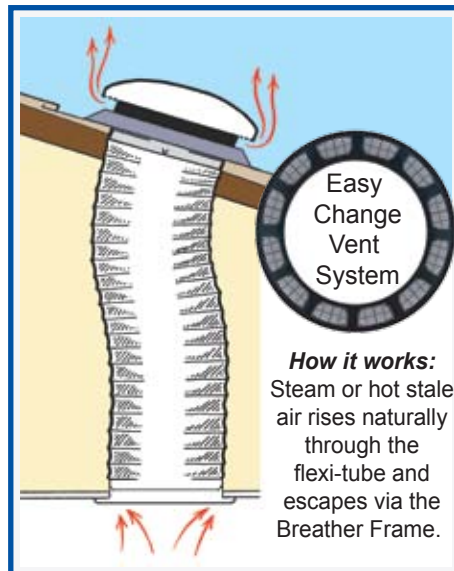
But that's not all. The Sola Skylight is available in five sizes (300mm, 350mm, 400mm, 500mm & 550mm) to suit any room or roof type and its modern aerodynamic design on the roof prevents wind noise and water build up.

Sola Skylights simply gives you more light, more flexibility and more choice.

There are plenty of options & accessories to help your Sola Skylight meet all of your requirements



## ...and can clear the air at the same time!!!



Think of those places in your home where you could not only use more natural light but an air vent too. Maybe the bathroom, ensuite or kitchen.

Now you can have the best of both worlds with Sola Skylights Easy Change Vent System incorporated into the Breather Frame.

The vented Sola Skylight allows steam or hot stale air to escape freely.

The Easy Change Vent System helps you control the natural ventilation in your living areas, as the seasons change.

If more substantial venting is required other options are available, and discussed on page 5 of this catalogue.

# Specifications of the Series 3 Sola Skylight

## Steel Soaker Tray


The "Hi Rise" centre is what makes our Soaker Trays unique and this feature is standard on all Sola Skylights.

There is no reliance on any sealant against water ingress when the breather frame and dome are fitted into position, fastened with high quality polyurethane construction adhesive.

Tile trays have a special double gutter system and 15kg/m<sup>2</sup> "Acrylead" flashing.

Manufactured from 0.55mm thickness Zinalume or Colorbond finish, with designs to suit any roof type.

Can be colour matched if required.



## 360° Upper Reflective Ring

The 0.45mm, 430 BA Grade mirror finish stainless steel ring is positioned within the breather frame of the skylight to direct sunlight coming from any angle down to the flexi-tube and through the diffuser at ceiling level.

## High Impact Dome

Transparent U.V. Stabilised grade 1 acrylic, injection moulded for uniform thickness and strength. This material is Impact Resistant and Live load tested to 112kg as part of AS4285 - 1995.

- \* Clear Acrylic is standard, and suits most applications.
- \* Opal Acrylic is used when a softer light is required.
- \* Double Glazed Acrylic is recommended for extreme heat climates.
- \* Polycarbonate is available upon request, and is only recommended for use when Extreme Impact Resistance is required.



## Breather Frame

Injection Moulded with BASF Luran S, a high quality UV Stabilised material. Incorporating the patented Easy Change Vent System - interchange the blanking plates & insect screens to suit your venting needs.



Roof Level



Roof Space

Ceiling Level

## Lower Reflective Ring

The 0.45mm, 430 BA Grade mirror finish stainless steel ring secures the flexi-tube to the ceiling frame.

## Tubing: Flexi-tube™ or Rigid Tube

**Flexi-tube™**: The most user friendly shaft system available. Designed specifically for use in Skylights and manufactured under quality control conditions. Flexi-tube™ offers a cost effective balance between ease of installation and 86% light reflectance against \$\$\$ spent. Four layers of material, including Metalised Polyester, Polyester & Aluminum Foil and 1.2mm wire. This ensures a smooth reflective surface when tensioned.

**Rigid tube**: Rigid tube is made from high strength, high performance Miro Silver Aluminium. A patented coating protects the silver from oxidation. The system includes the use of 600mm lengths of tube and angle adaptors which can be installed at either the roof or ceiling level or both if required. Surface has a total reflectance of 98%. Rigid tube is recommended for longer length installations, including those above 3m.



## Diffuser

Our standard diffuser is a Pattern 12 Prismatic manufactured from clear acrylic with a thickness of 3mm. Other options include Pattern 15 (4.5mm), Seadrift, Flat Opal, Eggcrate, Dished Pattern 12 or Dished Seadrift. Diffuser selection is based on personal preference, however Opal Diffusers are used when a softer light is required. Performance does not vary much between clear patterns.

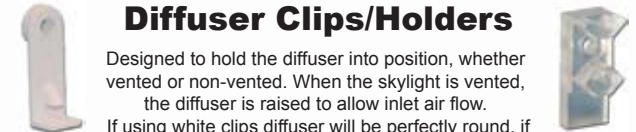


## Ceiling Frame

White Injection Moulded ABS thermo plastic. Designed to be unobtrusive on any ceiling.

## Diffuser Clips/holders

Designed to hold the diffuser into position, whether vented or non-vented. When the skylight is vented, the diffuser is raised to allow inlet air flow. If using white clips diffuser will be perfectly round, if using the clear diffuser holder, the diffuser will known as an "Easy" diffuser. This diffuser has been cut a special shape to suit the holders.



Manufactured to Australian Standard AS4285-1995.



# Accessories

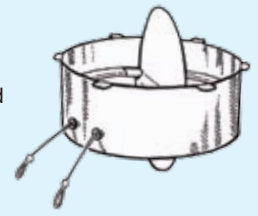
## "Vari-light" Light Control Damper

"Open"



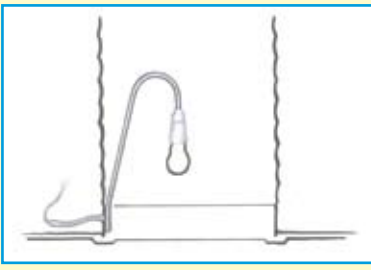
"Closed"

Ideal for any room where light control is desirable (ie. bedrooms, work areas).  
Manual pull cord operation can be installed at a convenient position in the room.  
Stainless steel construction ensures maximum light when you need it.



## Electric Light

Reduce the number of fixtures on your ceiling and include an Electric Light in your skylight, for night time usage.



The Electric Light must be connected to the power supply by a qualified electrician.

Maximum 60W Globe to be used (not included).

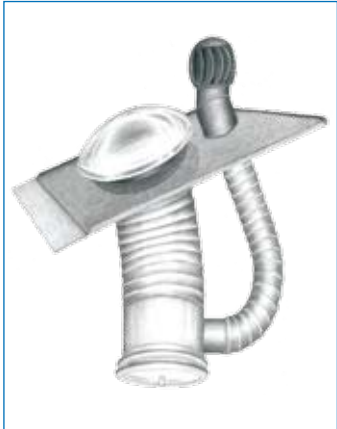


Illustration of Turbo Kit with the "Series 3" & "Adjust-air".

## Power & Turbo Kits

**POWER KIT - Exhaust capacity: 200m<sup>3</sup>/Hr.**  
An Electric Fan Ventilation System coupled to your Sola Skylight. The electric fan will operate continuously as required, at the flick of a switch.

**TURBO KIT - Exhaust capacity: 15 - 25m<sup>3</sup>/Hr dependent on windspeed.**  
A 150mm Turbo Ventura Wind Turbine is coupled to your Sola Skylight. A variable performance, but will effectively clear the air over a period of time.



Power Kit coupled to a Series 3 Sola Skylight.

These kits are designed to significantly improve the exhaust capacity of your skylight. They are most often used in bathrooms, toilets and laundries where condensation and fumes can be a problem. Our soaker trays are designed to incorporate either the turbo or power unit which means you only have one penetration in your roof. Also at the ceiling level, there is only one fixture.

## "ADJUST-AIR" Pure Excellence in Comfort Control



Natural light and ventilation are beneficial to your home and essential for healthy living. Installing a Series 3 Sola Skylight with the "ADJUST-AIR", an optional accessory, combines natural illumination with the luxury of optional air flow.

Using the "ADJUST-AIR" Activator from inside your room gives you the freedom to open and close the "ADJUST-AIR" system at the ceiling any time with little effort.



### INSTANT ACTIVATION



# "WOW!"

Skylights are a very exciting product and what makes it worthwhile is the "WOW" effect. Sola Skylights can change the whole atmosphere in a room when the correct size and type is fitted. That dark and dull room or hallway is suddenly bright and fresh and the spontaneous comment is usually.....  
"WOW - Why didn't I do this earlier!".



# Lightwell Skylights

Simple...  
but Effective!!

When economy counts, a Lightwell Skylight is the answer. We have removed some of the features from our Series 3 Sola Skylight.



This provides a more economical unit. The differences are on the roof, the injection moulded dome and breather frame (with the Easy Change Vent System & insect screens) have been replaced by a simple injection moulded dome, fastened directly to the soaker tray. The Tile soaker tray has standard lead flashing (10kg/m<sup>2</sup>) and single gutter instead of the Acrylead (15kg/m<sup>2</sup>) and double gutter system, utilised by the Series 3.

## Energy Efficiency and your Sola Skylight

**Does a Sola Skylight meet Amendment 12 of the Building Codes?**

**YES** - Table 1 shows average floor areas of different types of rooms, then shows the area of all the Sola Skylights sizes as a percentage of that rooms floor area. This is without needing to include the shaft length. A Sola Skylight will meet the code in every situation but we would always suggest discussing your needs with one of our representatives before purchasing your skylight.

Type Of Room	Average Room Size m <sup>2</sup>	350mm dia Skylight	400mm dia Skylight	500mm dia Skylight	550mm dia Skylight
Toilet	3	3.21%	4.19%	N/A	N/A
Bathroom	10	0.96%	1.26%	1.96%	2.38%
Passage	15	0.64%	0.84%	1.31%	1.58%
Entry Hall	9	1.07%	1.40%	2.18%	2.64%
Kitchen	25	0.38%	0.50%	0.79%	0.95%
Dining	20	0.48%	0.63%	0.98%	1.19%
Living	42	0.23%	0.30%	0.47%	0.57%
Bedroom	20	0.48%	0.63%	0.98%	1.19%

**Table 1** - Relates to Point 1 in the special limits for skylights, in Ammendment 12 of the Building Code of Australia as described above right.

Sample floor areas of a house m <sup>2</sup>	3% of that floor area in m <sup>2</sup>	Area of 350mm dia Skylight	Area of 400mm dia Skylight	Area of 500mm dia Skylight	Area of 550mm dia Skylight
100 m <sup>2</sup>	3.0 m <sup>2</sup>	0.10 m <sup>2</sup>	0.13 m <sup>2</sup>	0.20 m <sup>2</sup>	0.24 m <sup>2</sup>
125 m <sup>2</sup>	3.75 m <sup>2</sup>				
150 m <sup>2</sup>	4.5 m <sup>2</sup>				
200 m <sup>2</sup>	6.0 m <sup>2</sup>				
400 m <sup>2</sup>	12.0 m <sup>2</sup>				

**Table 2** - Relates to "Point 3" in the special limits for skylights, in Ammendment 12 of the Building Code of Australia, where skylights can't exceed 3% of total floor area.

**\*\*These tables show that using Sola Skylights tubular skylights will not have any real impact on the energy efficiency of your home or placing you, or your builder, into a breach of the new Building Code energy regulations. Assistance is only a phone call away to help you find the best size and number of skylights for your home.**



Lightwell Skylights are available in 4 sizes (300mm, 350mm, 400mm & 500mm) to suit any room or roof type. The Unique "Hi Rise" centre on the soaker tray guards against the possibility of water build up.

Most options and accessories for the Series 3 are also suited to the Lightwell Skylight.



# Leadlights

Enhance the beauty of your Sola Skylight with the addition of an optional Leadlight Diffuser. The Designs shown below are available to suit the 350mm, 400mm, 500mm & 550mm sizes.  
(Photo is of 500mm, designs are adapted to suit smaller sizes)



Traditional



Climbing Rose



Rose Links



Single Rose & Buds



Classic



Eucalyptus



Blue Iris



Tulips



Ring of Roses



Humming Bird



Autumn Falls



Western Rosella



# Conversion Boxes

Some rooms are more suited to having a square, rectangular or octagonal ceiling frame, than they are to having the more standard round style.

Therefore we have developed a conversion box, utilising the round Sola Skylight Roof Section & Tubing, with a more unique ceiling frame.

Choose from a selection of timber frames, or our standard white aluminium style. Some Leadlight designs are also available (see images below).

**Sizes**  
Conversion boxes can be linked to a 400mm or 500mm diam Skylight.  
**Octagonal Throat Size**  
Width 600mm.  
**Square Throat Size**  
550mm x 550mm.  
**Rectangular Throat Size**  
850mm x 550mm.

## Frame Selection



White Aluminium  
(not available for Octagonal)  
Flat Walnut  
Baltic Pine - Brown  
Baltic Pine - Rust  
Round Burgundy



Floral Links



Classic Flower



Golden Gumnuts



Bluebells




Classic Fruit



Gumnuts



Rose Box



Irises



Tulips

Please note: \* As these are handmade, variances may occur in design, layout and colours.

# WARRANTY INFORMATION

CALIDAD Industries Pty Ltd warrants that all components are free from defect of workmanship and/or materials for the following periods:

**Series 3 Sola Skylight - 7 Years**

**Lightwell Skylight - 5 Years**

**Vari-light - 2 Years**

**Adjust-Air - 7 Years**

**Electric Light - 2 Years**

**Turbo Ventura (included in Turbo Kit) - 5 Years**

**Leadlights (all shapes & sizes) - 2 years**

**Electric Fan (included in Power Kit) - 1 Year**

**Conversion Boxes - 7 Years**

*Assembly and installation guaranteed by your local Installation Company.  
All Sola Skylights Kits include a Warranty Card, sample shown to the right.  
This is to be completed by your local Installation Company at the time of Install.*

*Please retain this half of the card and your Proof of Purchase.*

**CALIDAD Industries Pty Ltd**  
**Manufacturers Warranty**

CALIDAD Industries Pty Ltd warrants that all "Lightwell Skylights", "Sola Skylights Series 3" are free from defect of workmanship and/or materials for the following periods:  
"Lightwell Skylights" - 5 Years from date of purchase.  
"Sola Skylights Series 3" - 7 Years from date of purchase.

**Installation Certificate**

We hereby guarantee against faulty workmanship for a period of.....

Date of Installation: ..... / ..... / ..... Invoice No:.....

Installation Company's Name: .....

Installation Company's Phone: .....

Signed: ..... Date: ..... / ..... / .....

**\*\* Note:-** Should the circumstance arise, the clearance of accumulated leaf debris always remains the consumers responsibility.

*In the event of a consumer suspecting a defect they must advise their place of purchase within 24 hours of discovery.*

*Please retain this half of the card and your Proof of Purchase.*



Established in Australia - 1988.

Thank you for allowing our representative to assist you choose the best skylight for your home.

Supplied by:

**CALIDAD Industries Pty Ltd**  
Lifestyle Solutions that promote a Healthy Environment!  
1/40 Inspiration Dve, WANGARA WA 6065

Founding Member of  
[www.siai.info](http://www.siai.info)

Authorised Dealer:

**08 9455 5077**



*\*\* All images in this catalogue are the property of SG Eco Industries Inc. and may not be reproduced for any purpose without owners prior consent.*

## CALIDAD Industries Evolution of a Company

CALIDAD Industries Pty Ltd is now well into its second decade of directing Natural Light and creating Freshness in Peoples homes and work places. The Factory in Perth, Western Australia started with a small team of dedicated workers in 1988.

What seperated CALIDAD from the industry was the development of a tubular skylight, the "Sola Skylight" and to introduce a duct system that used a purpose made flexible shaft. We now call this "Flexi-tube™".


Conscientious research, development and a commitment to quality have been the driving factors behind CALIDAD Industries evolution and marketing success.

The products supplied to you by CALIDAD Industries are sold in all of the Australian States, New Zealand, United Kingdom, South Africa and many other countries around the world. Our Series 3 Sola Skylight design and patent has been utilised in the "Sun Tunnel Skylight" sold in the USA since 1993.

CALIDAD Industries Pty Ltd is committed to the Skylight Industry and is a foundation member of the Skylight Industry Association of Australia.

## D.I.Y. Installation.

All of our products are designed for ease of installation, and to help the D.I.Y Installer there are written Installation Instructions. These are available upon request from our local representatives.



### Approvals

Australian Standard - AS4285.	Deemed to Comply - Darwin.
Australian Standard - AS1530.2	Australian Standard - AS1804-1976.
Australian Standard - AS1449.	I.C.B.O. - 5185
BBA (UK) 04/4141	

### Patents

Australian Patent No. 671209	USA Patent No. 4339900
Australian Patent No. 776441	USA Patent No. 5435780

## Product Improvement

CALIDAD Industries adheres to a continuous improvement program and reserves the right to change our product specifications, without notice, to reflect these improvements.

